

DRIVING FORWARD PROFESSIONAL STANDARDS FOR TEACHERS

THE GENERAL
TEACHING COUNCIL
FOR SCOTLAND

gtc
SCOTLAND

Statistical digest

2008

WWW.GTCS.ORG.UK



About this document

This document contains information regarding the teaching profession in Scotland. The information that The General Teaching Council for Scotland is able to hold on its register is set out in the Teachers' Registration (Scotland) Rules 2004.

About GTCS

The General Teaching Council for Scotland is the independent regulatory body which aims to maintain and enhance teaching standards and promote the teaching profession in Scotland. GTC Scotland aims to promote equality and diversity in all its activities.

Disclaimer

The information contained in this leaflet was correct at the time of printing. GTC Scotland cannot be held responsible for any issues arising from any errors or subsequent changes in requirements.

Copyright

© General Teaching Council for Scotland 2008. All rights reserved.
On no account may any part of this publication be reproduced in any form without the written permission of the copyright holder.

Introduction

Background

The General Teaching Council for Scotland was set up under the Teaching Council (Scotland) Act 1965. It was the first such body for teachers in the United Kingdom and, indeed, one of the first teaching councils in the world. One of the fundamental principles underlying the work of the Council is that of professional self-government.

The principal aims of the Council are:

- To contribute to improving the quality of teaching and learning;
- To maintain and enhance professional standards in schools and colleges in collaboration with partners including teachers, employing authorities, teacher education institutions, parents and the Scottish Executive Department;
- To be recognised as a voice and advocate for the teaching profession;
- To contribute to the development of a world class educational system in Scotland.

Introduction to this Digest

This is the fourth Annual Statistical Digest produced by the General Teaching Council for Scotland from its register of qualified teachers. The GTCS Register holds detailed information regarding the teaching profession in Scotland. The information that the Council is able to hold on its register is set out in the Teachers' Registration (Scotland) Rules.

In this digest, the numbers of registered teachers (and two specific sub-categories) are split by voting category, age, gender and sector. In addition, the numbers of Probationer teachers currently participating in the Teacher Induction Scheme are split by sector, age and gender.

For the first time this year we have also included additional information on subject specialisation, ethnicity and disability declaration.

Criteria and terms used

The data contained in the Digest is based on the following general criteria:

- Registered Teachers refers to qualified teachers currently employed in Local Authority schools where registration is a requirement. Other qualified teachers employed in Independent schools, higher education and in further education are encouraged to register.
- Fully Registered Teachers refers to those teachers who are fully registered with the Council
- Provisionally Registered Teachers refers to probationer teachers who have completed an approved initial teaching qualification. Some teachers will have been given provisional registration through an Exceptional Admissions route.
- Probationer Teachers refers to those teachers registered on the 2007/08 Teacher Induction Scheme aiming to meet the requirements of the Standard for Full Registration, and form a subset of provisionally registered teachers. Probationer teachers are employed in Primary and Secondary schools only.
- The census date for the data taken from the Register is 31 March 2008.
- Data is continuously being updated on the Register. The data recorded is a real-time snapshot and can increase or decrease with time.

The management and publication of all information from the GTCS Register of qualified teachers is in keeping with Data Protection legislation and safeguards against the publication of data about individuals.

Registered teachers

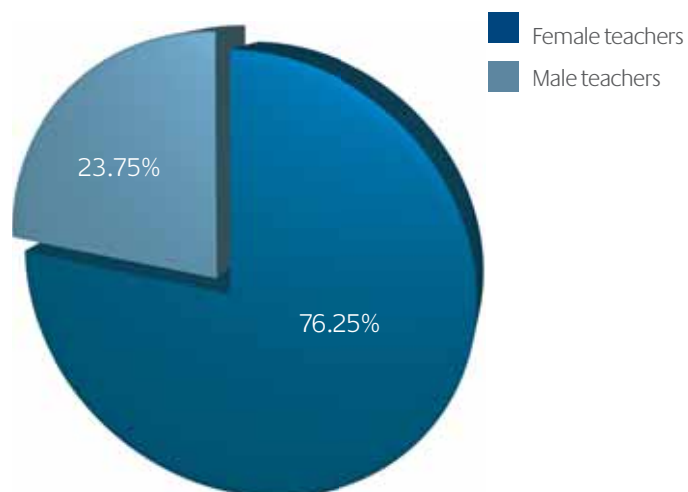
*There are currently **83,742** registered teachers in Scotland*

Number of registered teachers by voting category

	Number	Percent
Further education	944	1.13 %
Primary	38,367	45.82 %
Primary/Nursery Head Teacher	2,172	2.59 %
Secondary	41,510	49.57 %
Secondary Head Teacher	374	0.45 %
Teacher education institution	329	0.39 %
Teacher pre-school non-school	46	0.05 %
Total	83,742	100.00 %

Number of registered teachers by gender

	Number	Percent
Female	63,855	76.25 %
Male	19,887	23.75 %
Total	83,742	100.00 %



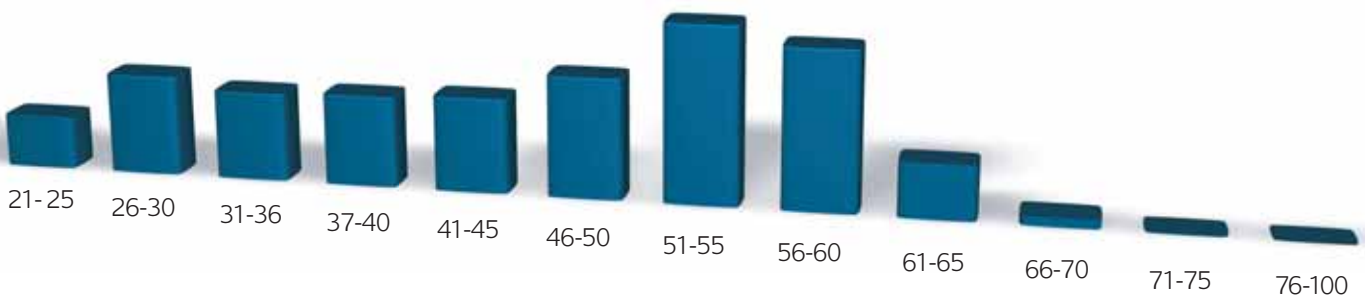
Registered teachers
by voting category

Registered teachers
by gender

Registered teachers
by age range

Number of registered teachers by age range

	Number	Percent
21 - 25	4,601	5.49 %
26 - 30	8,814	10.53 %
31 - 35	7,777	9.29 %
36 - 40	7,994	9.55 %
41 - 45	8,308	9.92 %
46 - 50	10,632	12.70 %
51 - 55	15,688	18.73 %
56 - 60	14,101	16.84 %
61 - 65	4,840	5.78 %
66 - 70	836	1.00 %
71 - 75	128	0.15 %
76 - 100	23	0.03 %
Total	83,742	100.00 %



Registered teachers

Total number of male registered teachers by sector and age range*

	Further Education	Primary	Secondary	Total
21 - 25		155	625	780
26 - 30	5	374	1,343	1,722
31 - 35	9	337	1,336	1,682
36 - 40	22	332	1,506	1,860
41 - 45	28	296	1,580	1,904
46 - 50	65	240	2,117	2,422
51 - 55	126	388	2,942	3,456
56 - 60	110	349	3,126	3,585
61 - 65	60	127	1,191	1,378
66 - 70	8	19	200	227
71 - 75	1	5	39	45
76 - 100		1	7	8
Total	434	2,623	16,012	19,069

Total number of female registered teachers by sector and age range*

	Further Education	Primary	Secondary	Total
21 - 25	1	2,400	1,420	3,821
26 - 30	8	4,085	2,998	7,091
31 - 35	18	3,483	2,574	6,075
36 - 40	35	3,463	2,557	6,055
41 - 45	62	3,568	2,598	6,228
46 - 50	99	3,995	3,727	7,821
51 - 55	139	6,427	4,698	11,264
56 - 60	103	5,697	3,718	9,518
61 - 65	42	2,122	1,027	3,191
66 - 70	2	421	168	591
71 - 75	1	70	11	82
76 - 100		13	2	15
Total	510	35,744	25,498	61,752

Total number of male registered teachers by sector and age range

Total number of female registered teachers by sector and age range

Total number of male and female registered teachers by sector and age range

Number of registered teachers by disability declaration

Total number of male and female registered teachers by sector and age range*

	Further Education	Primary	Secondary	Total
21 - 25	1	2,555	2,045	4,601
26 - 30	13	4,459	4,341	8,813
31 - 35	27	3,820	3,910	7,757
36 - 40	57	3,795	4,063	7,915
41 - 45	90	3,864	4,178	8,132
46 - 50	164	4,235	5,844	10,243
51 - 55	265	6,815	7,640	14,720
56 - 60	213	6,046	6,844	13,103
61 - 65	102	2,249	2,218	4,569
66 - 70	10	440	368	818
71 - 75	2	75	50	127
76 - 100		14	9	23
Total	944	38,367	41,510	80,821

Number of registered teachers by disability declaration*

	Female	Male	Total
No	9,799	2,854	12,653
Not disclosed	53,940	16,981	70,921
Yes	116	52	168
Total	63,855	19,887	83,742

Registered teachers

Number of registered teachers by main subject name (voting category secondary)*

	Total
Art & design	2,256
Biology	1,642
Business education	758
Chemistry	1,179
Chinese	4
Classical studies	94
Community languages - Arabic	2
Community languages - Urdu	15
Computing	790
Curative education	1
Drama	584
Economics	1,018
English	5,542
French	2,646
Gaelic	53
Geography	1,803
Geology	9
German	317
Greek	2
Hebrew	1
History	2,302
Home economics	1,892
Italian	23
Latin	64
Learning support	9
Mandarin	5
Mathematics	5,351
Media studies	7
Modern studies	711
Music	1,780
Other	297
Other modern language	2
Physical education	3,512
Physics	820
Portuguese	1
Psychology	5
Religious education	835

continues opposite

Number of registered
teachers by main subject
name (voting category
secondary)

Number of registered
teachers by ethnic origin

Number of registered teachers by main subject name (voting category secondary) *continued*

	Total
Russian	13
Science	1,359
Secondary school - TESOL	2
Social (SCI) & Social Subjects	1
Sociology	7
Spanish	176
Special educational needs	16
Support for learning	2
Technological education	1,971
TESOL	111
Zoology	2
Total	39,992

Number of registered teachers by ethnic origin

	Female	Male	Total
African	68	111	179
Any Mixed background	61	30	91
Any Other White background	3,754	1,097	4,851
Bangladeshi	2	1	3
Caribbean	7	3	10
Chinese	27	6	33
English	1,112	392	1,504
Indian	54	22	76
Irish	329	98	427
Not Disclosed	49,131	15,399	64,530
Other Asian background	16	7	23
Other Background	55	26	81
Other Black background	7	3	10
Other British	197	72	269
Pakistani	66	26	92
Scottish	8,918	2,573	11,491
Welsh	50	21	71
Other ethnic background	1		1
Total	63,855	19,887	83,742

*The figures provided in these tables exclude those in the following categories: Primary/Nursery Head Teachers (PHT); Secondary Head Teacher (SHT); Teacher Education Institution (TEI); and Teacher Pre-school Non-school (TNS).

Fully registered teachers

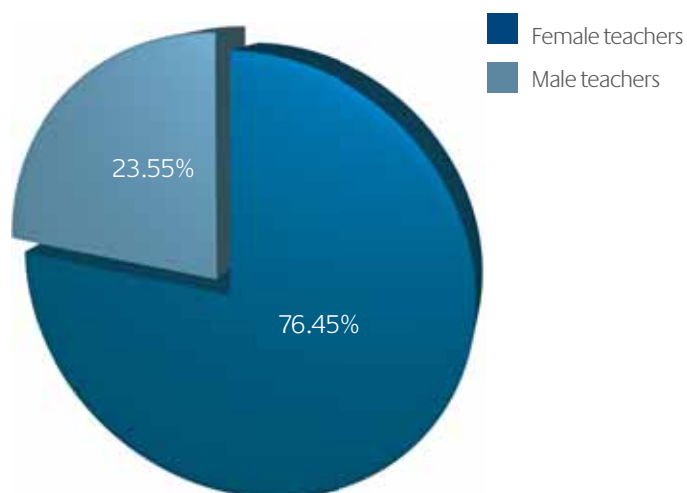
*There are currently **76,910** fully registered teachers in Scotland*

Number of fully registered teachers by voting category

	Number	Percent
Further education	692	0.90 %
Primary	35,378	46.00 %
Primary/Nursery Head Teacher	2,169	2.82 %
Secondary	37,930	49.32 %
Secondary Head Teacher	374	0.49 %
Teacher education institution	323	0.42 %
Teacher pre-school non-school	44	0.06 %
Total	76,910	100.00 %

Number of fully registered teachers by gender

	Number	Percent
Female	58,794	76.45 %
Male	18,116	23.55 %
Total	76,910	100.00 %



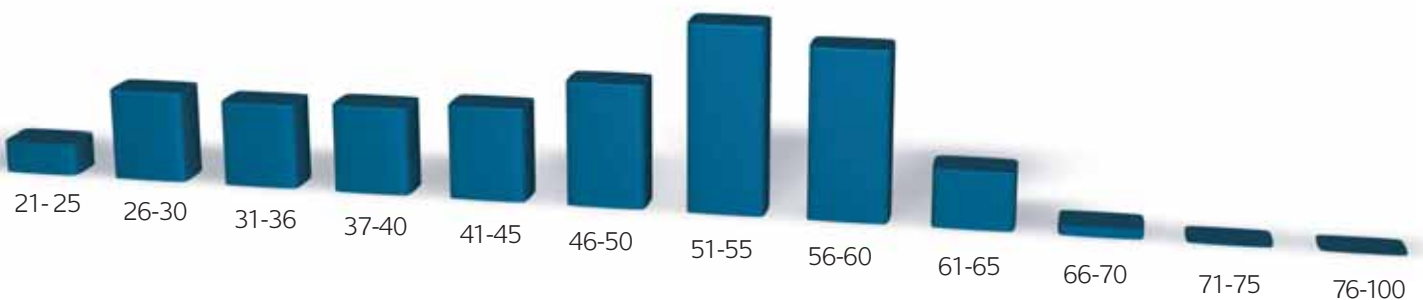
Fully registered teachers
by voting category

Fully registered teachers
by gender

Fully registered teachers
by age range

Number of fully registered teachers by age range

	Number	Percent
21 - 25	2,673	3.48 %
26 - 30	7,493	9.74 %
31 - 35	6,963	9.05 %
36 - 40	7,211	9.38 %
41 - 45	7,643	9.94 %
46 - 50	10,112	13.15 %
51 - 55	15,271	19.86 %
56 - 60	13,836	17.99 %
61 - 65	4,736	6.16 %
66 - 70	822	1.07 %
71 - 75	127	0.17 %
76 - 100	23	0.03 %
Total	76,910	100.00 %



Fully registered teachers

Total number of male fully registered teachers
by sector and age range*

	Further Education	Primary	Secondary	Total
21 - 25		79	342	421
26 - 30	2	292	1,105	1,399
31 - 35	7	293	1,159	1,459
36 - 40	13	291	1,338	1,642
41 - 45	21	271	1,415	1,707
46 - 50	38	221	2,016	2,275
51 - 55	90	371	2,845	3,306
56 - 60	86	333	3,064	3,483
61 - 65	49	122	1,165	1,336
66 - 70	6	19	195	220
71 - 75	1	5	39	45
76 - 100		1	7	8
Total	313	2298	14,690	17,301

Total number of female fully registered teachers
by sector and age range*

	Further Education	Primary	Secondary	Total
21 - 25		1,459	793	2,252
26 - 30	4	3,524	2,565	6,093
31 - 35	12	3,176	2,297	5,485
36 - 40	25	3,180	2,285	5,490
41 - 45	35	3,344	2,383	5,762
46 - 50	67	3,849	3,534	7,450
51 - 55	109	6,311	4,578	10,998
56 - 60	90	5,633	3,634	9,357
61 - 65	34	2,105	993	3,132
66 - 70	2	416	166	584
71 - 75	1	70	10	81
76 - 100		13	2	15
Total	379	33,080	23,240	56,699

Total number of male fully registered teachers by sector and age range

Total number of female fully registered teachers by sector and age range

Total number of male and female fully registered teachers by sector and age range

Number of fully registered teachers by disability declaration

Total number of male and female fully registered teachers by sector and age range

	Further Education	Primary	Secondary	Total
21 - 25		1,538	1,135	2,673
26 - 30	6	3,816	3,670	7,492
31 - 35	19	3,469	3,456	6,944
36 - 40	38	3,471	3,623	7,132
41 - 45	56	3,615	3,798	7,469
46 - 50	105	4,070	5,550	9,725
51 - 55	199	6,682	7,423	14,304
56 - 60	176	5,966	6,698	12,840
61 - 65	83	2,227	2,158	4,468
66 - 70	8	435	361	804
71 - 75	2	75	49	126
76 - 100		14	9	23
Total	692	35,378	37,930	74,000

Number of fully registered teachers by disability declaration

	Female	Male	Total
No	6,793	1,974	8,767
Not disclosed	51,938	16,115	68,053
Yes	63	27	90
Total	58,794	18,116	76,910

Fully registered teachers

Number of fully registered teachers by main subject name (voting category secondary)*

	Total
Art & design	2,046
Biology	1,483
Business education	671
Chemistry	1,030
Chinese	2
Classical studies	88
Community languages - Arabic	2
Community languages - Urdu	10
Computing	702
Drama	486
Economics	993
English	5,002
French	2,399
Gaelic	41
Geography	1,649
Geology	8
German	272
Greek	1
Hebrew	1
History	2,130
Home economics	1,808
Italian	17
Latin	58
Learning support	9
Mandarin	1
Mathematics	4,937
Media studies	6
Modern studies	612
Music	1,661
Other	287
Physical education	3,201
Physics	699
Psychology	3
Religious education	713
Russian	10
Science	1,332
Secondary school - TESOL	1

continues opposite

Number of fully registered teachers by main subject name (voting category secondary)

Number of fully registered teachers by ethnic origin

Number of fully registered teachers by main subject name (voting category secondary) *continued*

	Total
Social (SCI) & Social Subjects	1
Sociology	1
Spanish	133
Special educational needs	15
Support for learning	2
Technological education	1,830
TESOL	78
Zoology	2
Total	36,433

Number of fully registered teachers by ethnic origin

	Female	Male	Total
African	41	61	102
Any Mixed background	40	23	63
Any Other White background	3,448	979	4,427
Bangladeshi	2	1	3
Caribbean	6	1	7
Chinese	18	5	23
English	872	306	1,178
Indian	31	15	46
Irish	235	72	307
Not Disclosed	47,506	14,752	62,258
Other Asian background	9	3	12
Other Background	41	20	61
Other Black background	4	2	6
Other British	136	44	180
Pakistani	45	18	63
Scottish	6,318	1,803	8,121
Welsh	41	11	52
Other ethnic background	1		1
Total	58,794	18,116	76,910

*The figures provided in these tables exclude those in the following categories: Primary/Nursery Head Teachers (PHT); Secondary Head Teacher (SHT); Teacher Education Institution (TEI); and Teacher Pre-school Non-school (TNS).

Provisionally registered teachers

*There are currently **6,515** provisionally registered teachers in Scotland*

Number of provisionally registered teachers by voting category

	Number	Percent
Further education	241	3.70 %
Primary	2,868	44.02 %
Primary/Nursery Head Teacher	3	0.05 %
Secondary	3,395	52.11 %
Teacher education institution	6	0.09 %
Teacher pre-school non-school	2	0.03 %
Total	6,515	100.00 %



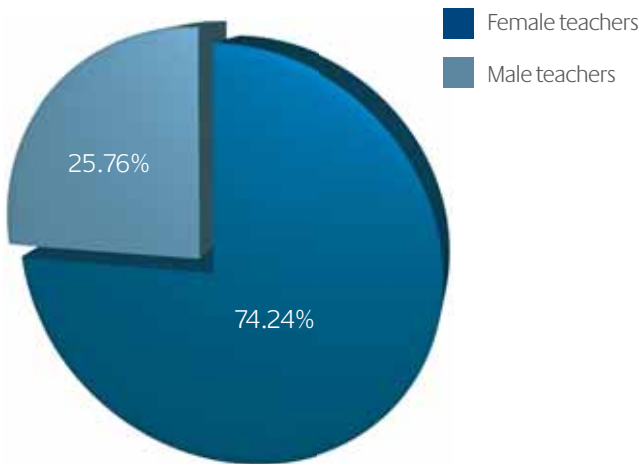
[Provisionally registered teachers by voting category](#)

[Provisionally registered teachers by gender](#)

[Provisionally registered teachers by age range](#)

Number of provisionally registered teachers by gender

	Number	Percent
Female	4,837	74.24 %
Male	1,678	25.76 %
Total	6,515	100.00 %



Number of provisionally registered teachers by age range

	Number	Percent
21 - 25	1,849	28.38 %
26 - 30	1,263	19.39 %
31 - 35	769	11.80 %
36 - 40	743	11.40 %
41 - 45	631	9.69 %
46 - 50	492	7.55 %
51 - 55	395	6.06 %
56 - 60	255	3.91 %
61 - 65	103	1.58 %
66 - 70	14	0.21 %
71 - 75	1	0.02 %
Total	6,515	100.00 %

Provisionally registered teachers

Total number of male provisionally registered teachers by sector and age range

	Further Education	Primary	Secondary	Total
21 - 25		68	272	340
26 - 30	3	79	227	309
31 - 35	2	37	167	206
36 - 40	7	38	161	206
41 - 45	6	24	159	189
46 - 50	26	19	97	142
51 - 55	34	16	87	137
56 - 60	24	12	61	97
61 - 65	11	5	26	42
66 - 70	2		5	7
Total	115	298	1,262	1,675

Total number of female provisionally registered teachers by sector and age range

	Further Education	Primary	Secondary	Total
21 - 25	1	912	596	1,509
26 - 30	4	545	405	954
31 - 35	6	297	259	562
36 - 40	10	271	256	537
41 - 45	26	211	203	440
46 - 50	30	136	182	348
51 - 55	29	114	114	257
56 - 60	12	62	82	156
61 - 65	8	17	33	58
66 - 70		5	2	7
71 - 75			1	1
Total	126	2,570	2,133	4,829

Total number of male provisionally registered teachers by sector and age range

Total number of female provisionally registered teachers by sector and age range

Total number of male and female provisionally registered teachers by sector and age range

Number of provisionally registered teachers by disability declaration

Total number of male and female provisionally registered teachers by sector and age range

	Further Education	Primary	Secondary	Total
21 - 25	1	980	868	1,849
26 - 30	7	624	632	1,263
31 - 35	8	334	426	768
36 - 40	17	309	417	743
41 - 45	32	235	362	629
46 - 50	56	155	279	490
51 - 55	63	130	201	394
56 - 60	36	74	143	253
61 - 65	19	22	59	100
66 - 70	2	5	7	14
71 - 75			1	1
Total	241	2,868	3,395	6,504

Number of provisionally registered teachers by disability declaration

	Female	Male	Total
No	2,953	862	3,815
Not Disclosed	1,831	792	2,623
Yes	53	24	77
Total	4,837	1,678	6,515

Provisionally registered teachers

Number of provisionally registered teachers by main subject name (voting category secondary)

	Total
Art & design	202
Biology	145
Business education	83
Chemistry	145
Chinese	2
Classical studies	6
Community languages - Urdu	5
Computing	83
Curative education	1
Drama	93
Economics	23
English	520
French	237
Gaelic	12
Geography	145
Geology	1
German	43
History	162
Home economics	81
Italian	6
Latin	5
Mandarin	1
Mathematics	394
Modern studies	92
Music	112
Other	9
Other modern language	2
Physical education	294
Physics	106
Portuguese	1
Psychology	1
Religious education	117
Russian	3
Science	27
Secondary school - TESOL	1
Sociology	4

continues opposite

Number of provisionally registered teachers by main subject name (voting category secondary)

Number of provisionally registered teachers by ethnic origin

Number of provisionally registered teachers by main subject name (voting category secondary) *continued*

	Total
Spanish	41
Special educational needs	1
Technological education	140
TESOL	31
Total	3,377

Number of provisionally registered teachers by ethnic origin

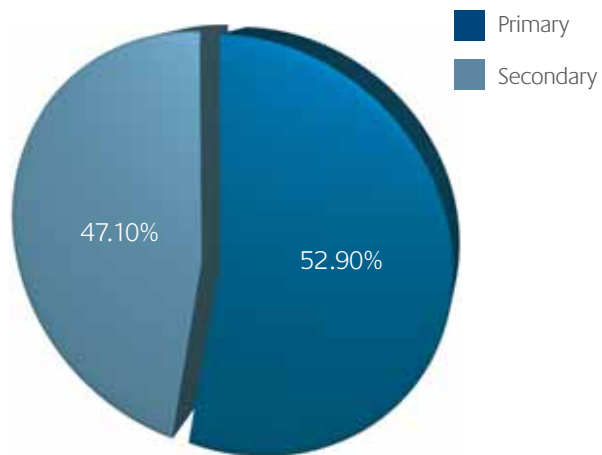
	Female	Male	Total
African	18	37	55
Any Mixed background	15	5	20
Any Other White background	275	103	378
Caribbean	1	2	3
Chinese	6		6
English	221	77	298
Indian	22	7	29
Irish	88	23	111
Not Disclosed	1,577	631	2,208
Other Asian background	7	4	11
Other Background	14	6	20
Other Black background	3	1	4
Other British	57	27	84
Pakistani	17	8	25
Scottish	2,508	738	3,246
Welsh	8	9	17
Total	4,837	1,678	6,515

Probationer teachers

There are currently 3,503 probationer teachers in Scotland

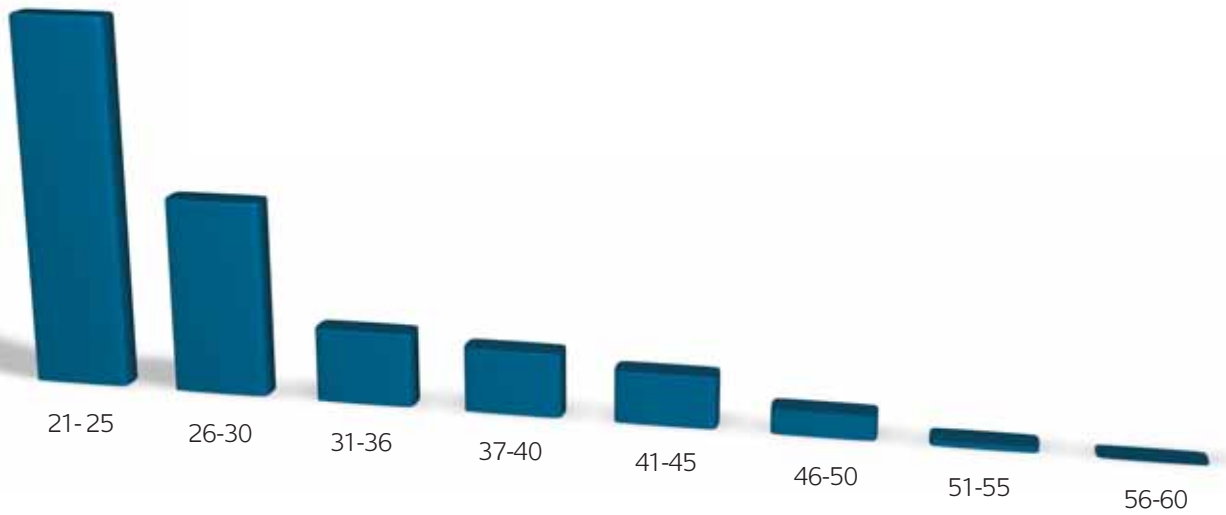
Number of probationer teachers by sector

	Number	Percent
Primary	1,853	52.90 %
Secondary	1,650	47.10 %
Total	3,503	100.00%



Number of probationer teachers by age range

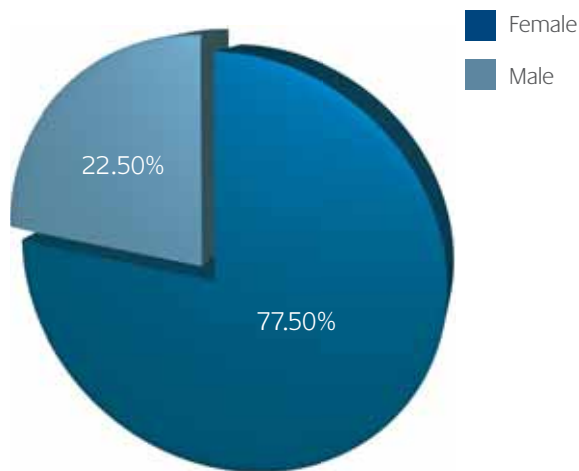
	Number	Percent
21 - 25	1,655	47.25 %
26 - 30	872	24.89 %
31 - 35	327	9.33 %
36 - 40	284	8.11 %
41 - 45	228	6.51 %
46 - 50	108	3.08 %
51 - 55	26	0.74 %
56 - 60	3	0.09 %
Total	3,503	100.00 %



Probationer teachers

Number of probationer teachers by gender

	Number	Percent
Female	2,715	77.50 %
Male	788	22.50 %
Total	3,503	100.00 %



Total number of male probationer teachers by sector and age range

	Primary	Secondary	Total
21 - 25	60	237	297
26 - 30	54	159	213
31 - 35	24	76	100
36 - 40	17	51	68
41 - 45	11	54	65
46 - 50	5	25	30
51 - 55	2	10	12
56 - 60		3	3
Total	173	615	788

Number of probationer
teachers by gender

Total number of male
probationer teachers by
sector and age range

Total number of female
probationer teachers by
sector and age range

Total number of male
and female probationer
teachers by sector and
age range

Total number of female probationer teachers by sector and age range

	Primary	Secondary	Total
21 - 25	840	518	1,358
26 - 30	401	258	659
31 - 35	151	76	227
36 - 40	138	78	216
41 - 45	102	61	163
46 - 50	40	38	78
51 - 55	8	6	14
Total	1,680	1,035	2,715

Total number of male and female probationer teachers by sector and age range

	Primary	Secondary	Total
21 - 25	900	755	1,655
26 - 30	455	417	872
31 - 35	175	152	327
36 - 40	155	129	284
41 - 45	113	115	228
46 - 50	45	63	108
51 - 55	10	16	26
56 - 60		3	3
Total	1,853	1,650	3,503

Probationer teachers

Total number of probationer secondary teachers by main subject name

	Total
Art & design	96
Biology	62
Business education	43
Chemistry	104
Computing	43
Drama	50
English	286
French	77
Gaelic	7
Geography	84
German	14
History	59
Home economics	45
Mathematics	211
Modern studies	45
Music	47
Physical education	151
Physics	61
Religious education	62
Spanish	9
Technological education	91
Total	1,647

Total number of
probationer secondary
teachers by main
subject name

Number of probationer
teachers by ethnic origin

Number of probationer
teachers by disability
declaration

Number of probationer teachers by ethnic origin

	Female	Male	Total
African		5	5
Any Mixed background	8	4	12
Any Other White background	54	17	71
Chinese	2		2
English	130	40	170
Indian	9	2	11
Irish	61	19	80
Not Disclosed	283	70	353
Other Asian background	2	1	3
Other Background	3	4	7
Other Black background	1	1	2
Other British	40	22	62
Pakistani	10	6	16
Scottish	2,108	590	2,698
Welsh	4	7	11
Total	2,715	788	3,503

Number of probationer teachers by disability declaration

	Female	Male	Total
No	2,618	754	3,372
Nor Disclosed	49	15	64
Yes	48	19	67
Total	2,715	788	3,503

GTC Scotland

Clerwood House, 96 Clermiston Road,
Edinburgh EH12 6UT
Tel: 0131 314 6000 Fax: 0131 314 6001
E-mail: gtcs@gtcs.org.uk



INVESTORS IN PEOPLE

Direct weblinks

Main site:

www.gtcs.org.uk

Probation department:

www.gtcs.org.uk/probation

Probation site for teachers:

www.probationerteacherscotland.org.uk

Registration department:

www.gtcs.org.uk/registration

Chartered teachers:

www.gtcs.org.uk/charteredteacher

Professional recognition:

www.gtcs.org.uk/professionalrecognition

Professional conduct:

www.gtcs.org.uk/professionalconduct

Research:

www.gtcs.org.uk/research

Code: GTCS.L1.11.08